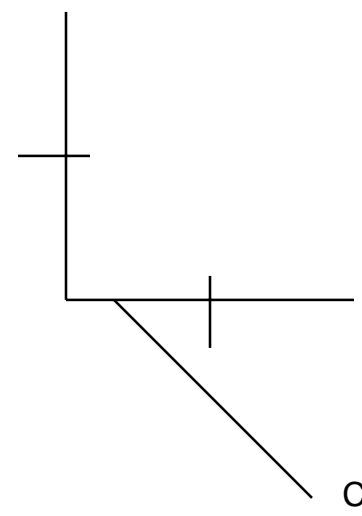
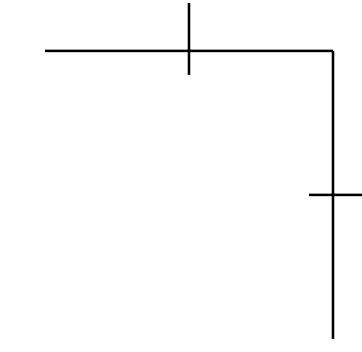
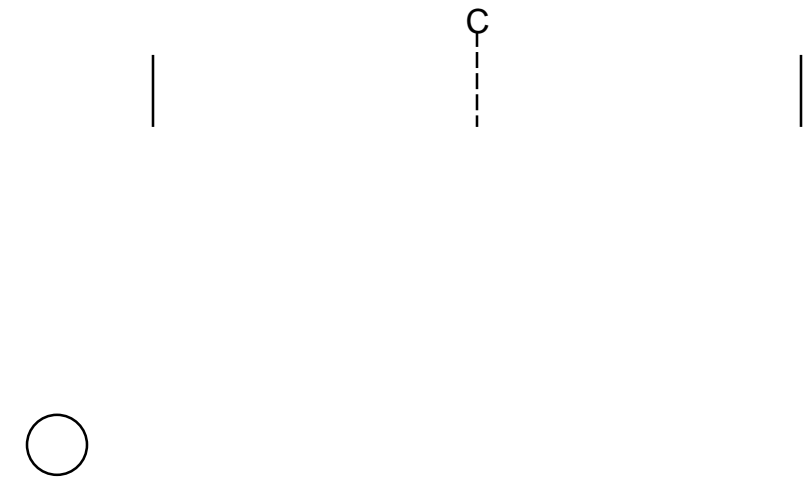
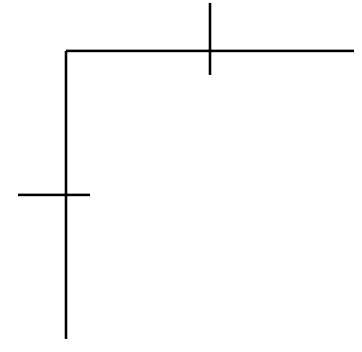


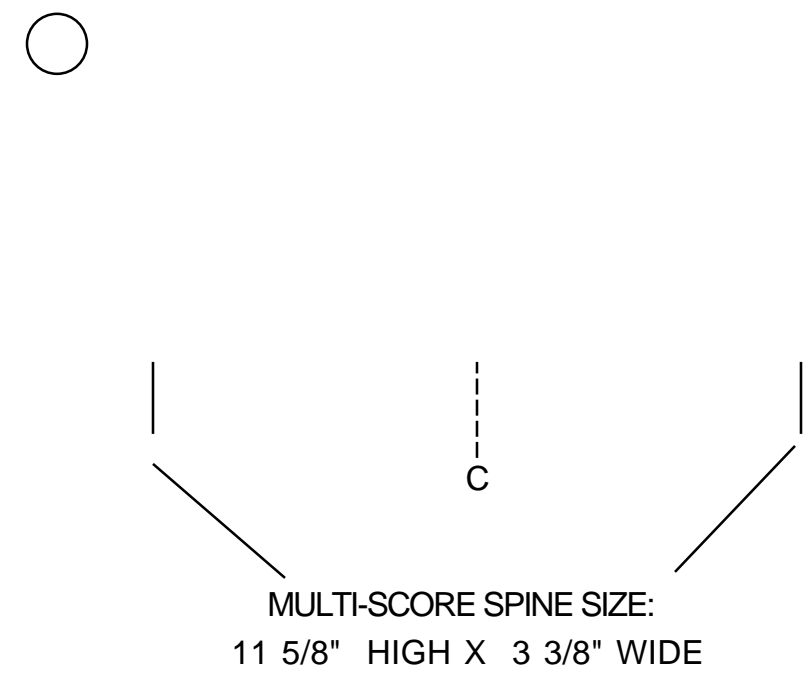
CURVED MULTI-SCORE SPINE  
11" X 8 1/2" SHEET SIZE PLUS 1/2" TAB ALLOWANCE  
1 1/2" CAPACITY STRAIGHT D RING METAL  
COVER MATERIAL TEMPLATE  
1.5" Cap-118.5-SD-ME-C

OUTSIDE VIEW SHOWN -- PRINT THIS SIDE



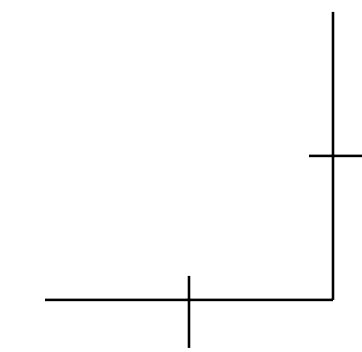
BACK PANEL SIZE: 11 5/8" HIGH X 9 15/16" WIDE

COVER MATERIAL SIZE: 13 1/8" HIGH X 24 3/4" WIDE




MULTI-SCORE SPINE SIZE:  
11 5/8" HIGH X 3 3/8" WIDE

FRONT PANEL SIZE: 11 5/8" HIGH X 9 15/16" WIDE



PLEASE EXTEND ALL BLEEDS AT LEAST 1/8" BEYOND THE OUTER EDGES OF THE COVER MATERIAL

 RIVET HEAD LOCATION  
PLEASE LEAVE A 1/8" PERIMETER VOID OF GRAPHICS  
AROUND EACH RIVET HEAD  
PLEASE REMOVE BEFORE THE FINAL PRINT